



ಬೃಹತ್ ಬೆಂಗಳೂರು ಮಹಾನಗರ ಪಾಲಿಕೆ
Bruhat Bengaluru Mahanagara Palike



BBMP COVID-19 WAR ROOM BULLETIN - 26.05.2021

BBMP / COVID-19 WAR ROOM / BULLETIN – 429/ 26.05.2021 / #BBMPfightsCOVID19



ABSTRACT OF COVID-19 CASES IN BENGALURU



	MALE	FEMALE	TRANSGENDER	MALE	FEMALE	TRANSGENDER	TOTAL	
	Last 24 Hours	Last 24 Hours	Last 24 Hours	Cumulative	Cumulative	Cumulative	Last 24 Hours	Cumulative
Positive Cases	3705	2728	0	680727	457077	125	6433	11,37,929
Recovered Cases	10346	7996	0	553140	365192	91	18342	9,18,423
Death Cases	168	117	0	7794	4351	4	285	12,149
Total Tests Done	In Last 24 hrs : 52,031			Cumulative : 1,25,93,150				
ACTIVE CASES					2,07,357			

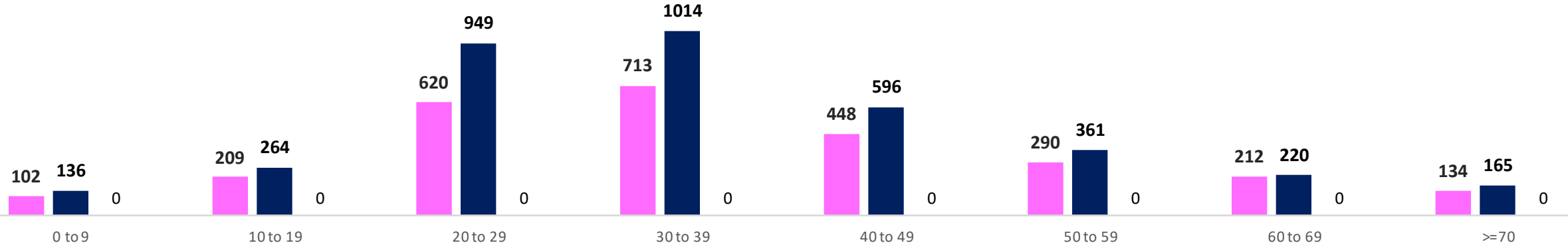


LAST 24 HOURS AGE GROUP AND GENDER WISE DISTRIBUTION



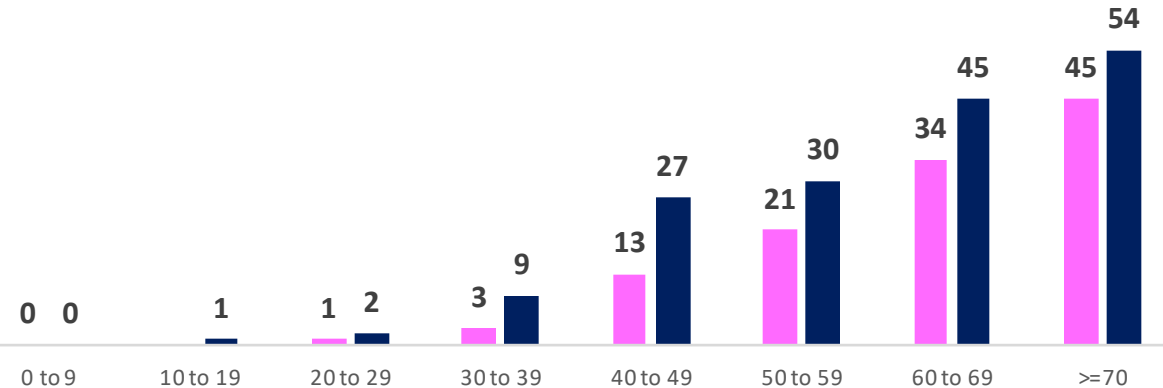
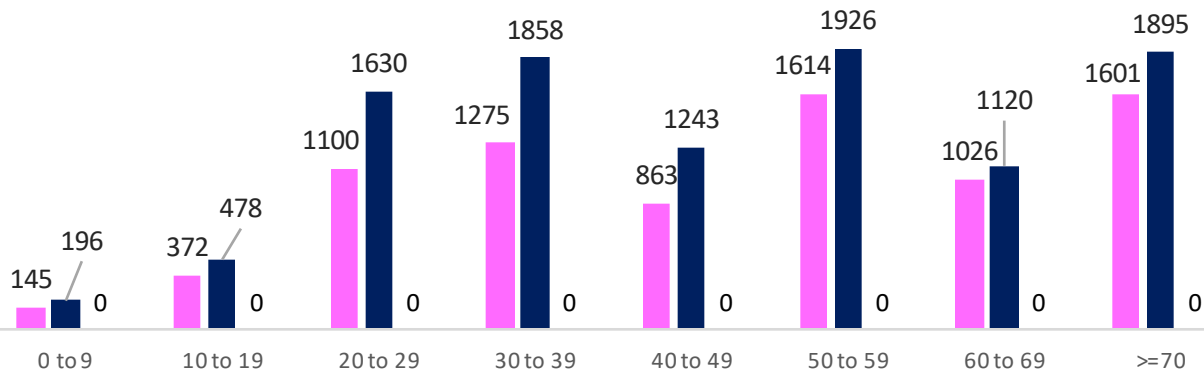
Positive Cases : 6,433

FEMALE MALE TRANSGENDER



Recovered Cases : 18,342

Death Cases : 285





SNAPSHOT OF BENGALURU COVID-19 CASES IN LAST 8 WEEKS



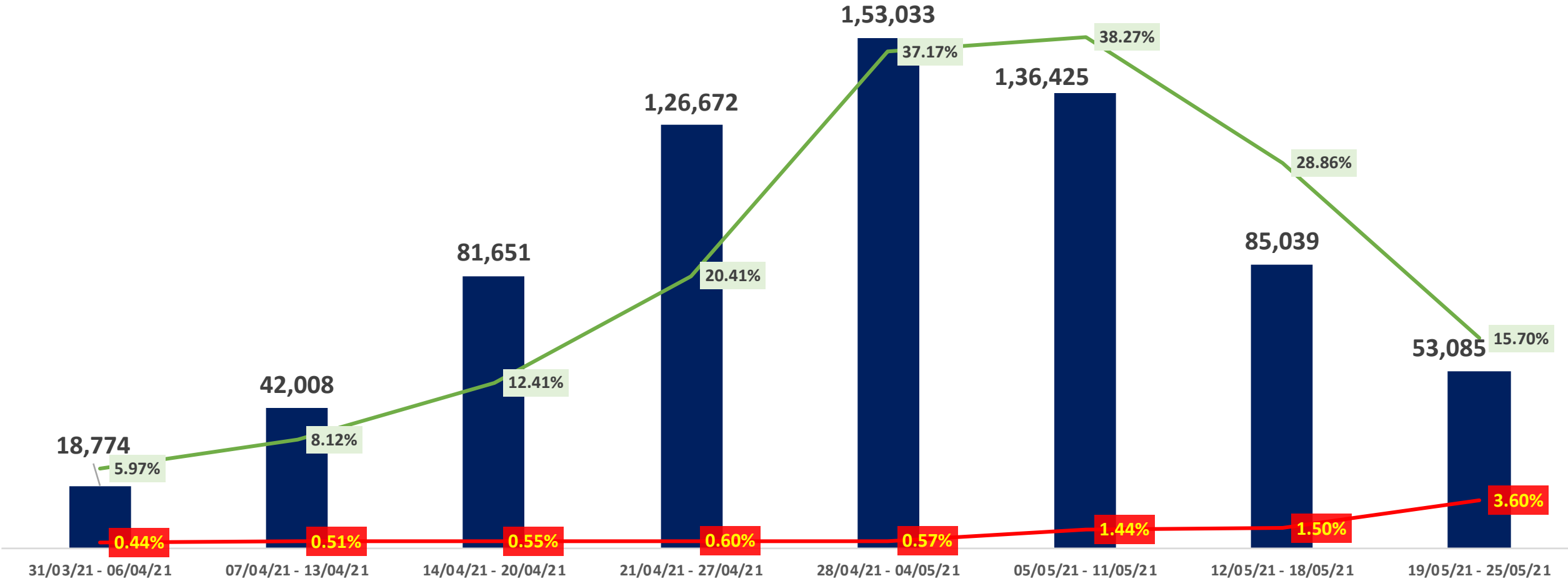
	31/03/21 TO 06/04/21	07/04/21 TO 13/04/21	14/04/21 TO 20/04/21	21/04/21 TO 27/04/21	28/04/21 TO 04/05/21	05/05/21 TO 11/05/21	12/05/21 TO 18/05/21	19/05/21 TO 25/05/21
Total Positive Cases	18,774	42,008	81,651	1,26,672	1,53,033	1,36,425	85,039	53,085
Total Recovered Cases	7,502	14,415	19,475	26,657	63,004	87,162	1,21,103	1,67,099
Total Death Cases	83	215	449	757	870	1,959	1,274	1,912
Case Fatality Rate	0.44%	0.51%	0.55%	0.60%	0.57%	1.44%	1.50%	3.60%
Total Tests Conducted	3,14,237	5,17,331	6,58,153	6,20,787	4,11,759	3,56,486	2,94,633	3,38,040
Positivity Rate	5.97%	8.12%	12.41%	20.41%	37.17%	38.27%	28.86%	15.70%



POSITIVITY AND MORTALITY RATE OF BENGALURU – LAST 8 WEEKS

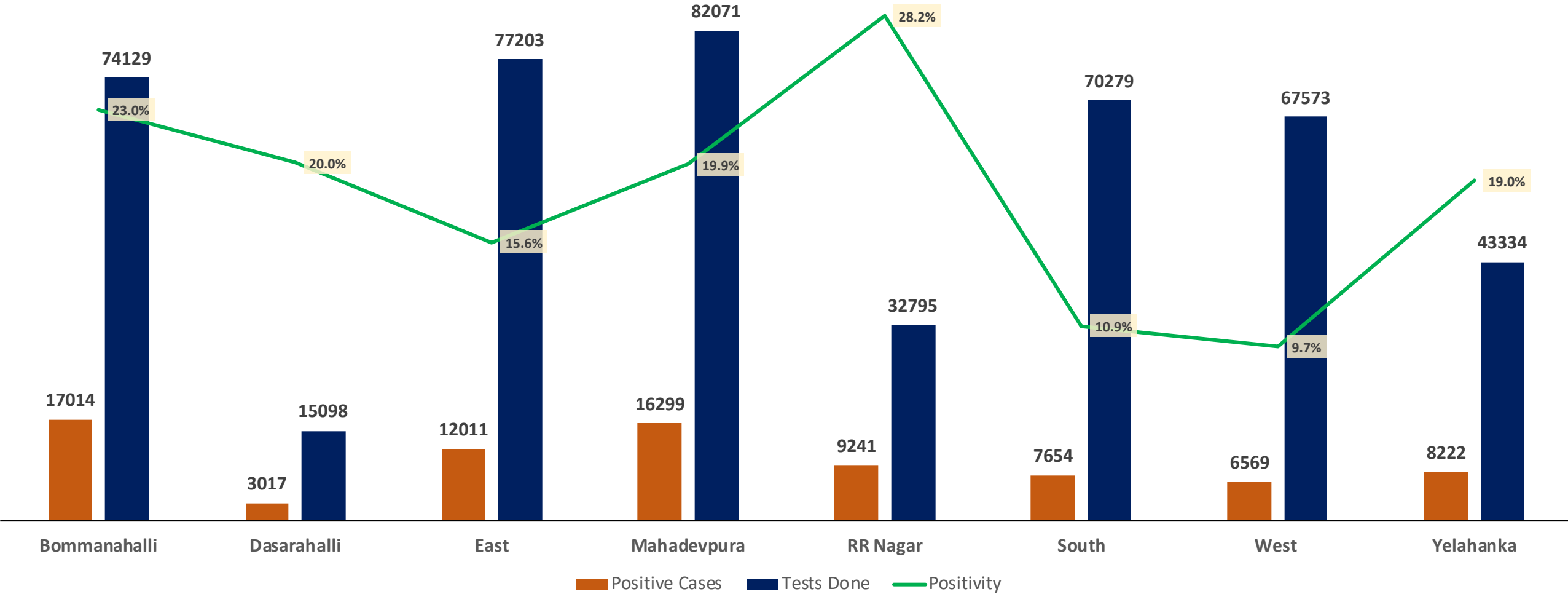


■ Total Positive Cases — Case Fatality Rate — Positivity Rate



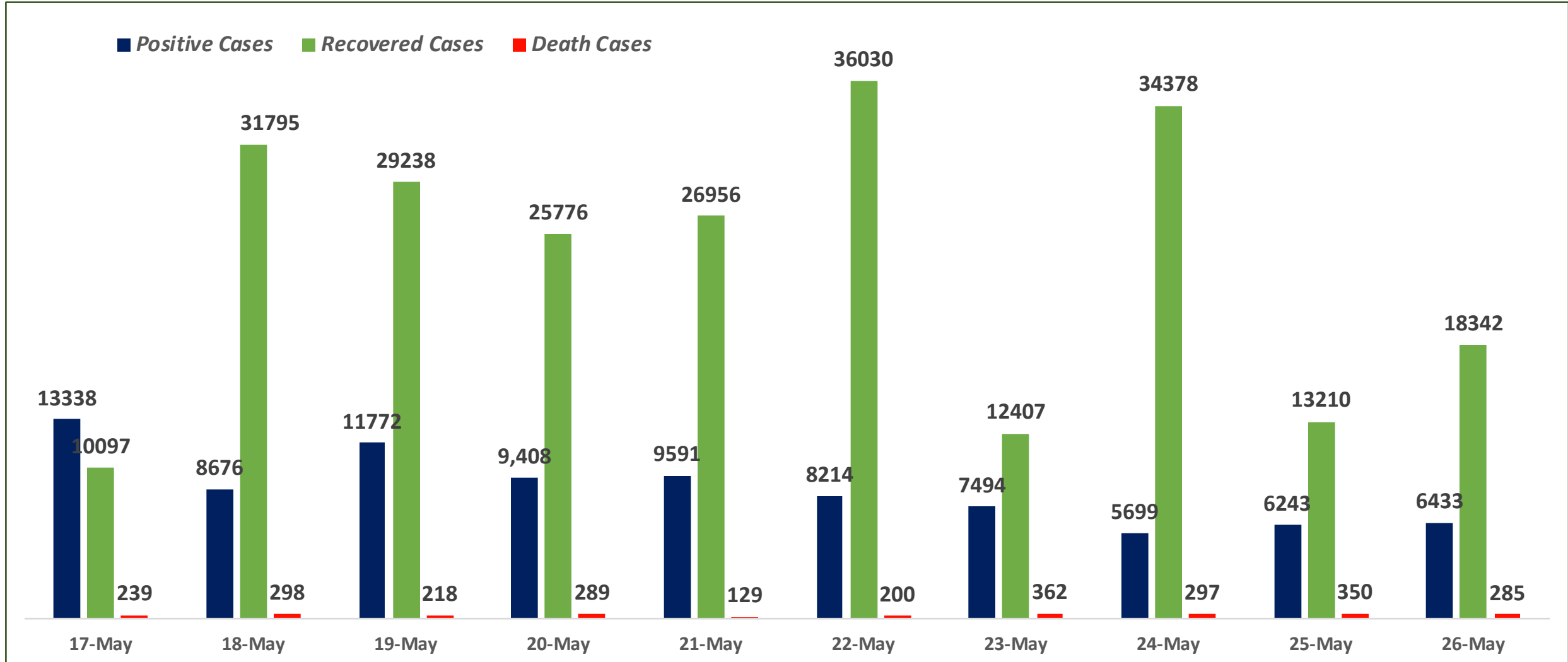


ZONE WISE POSITIVITY TREND IN LAST 10 DAYS





SNAPSHOT OF POSITIVE, RECOVERED AND DEATH CASES OVER LAST 10 DAYS ACROSS BBMP ZONES

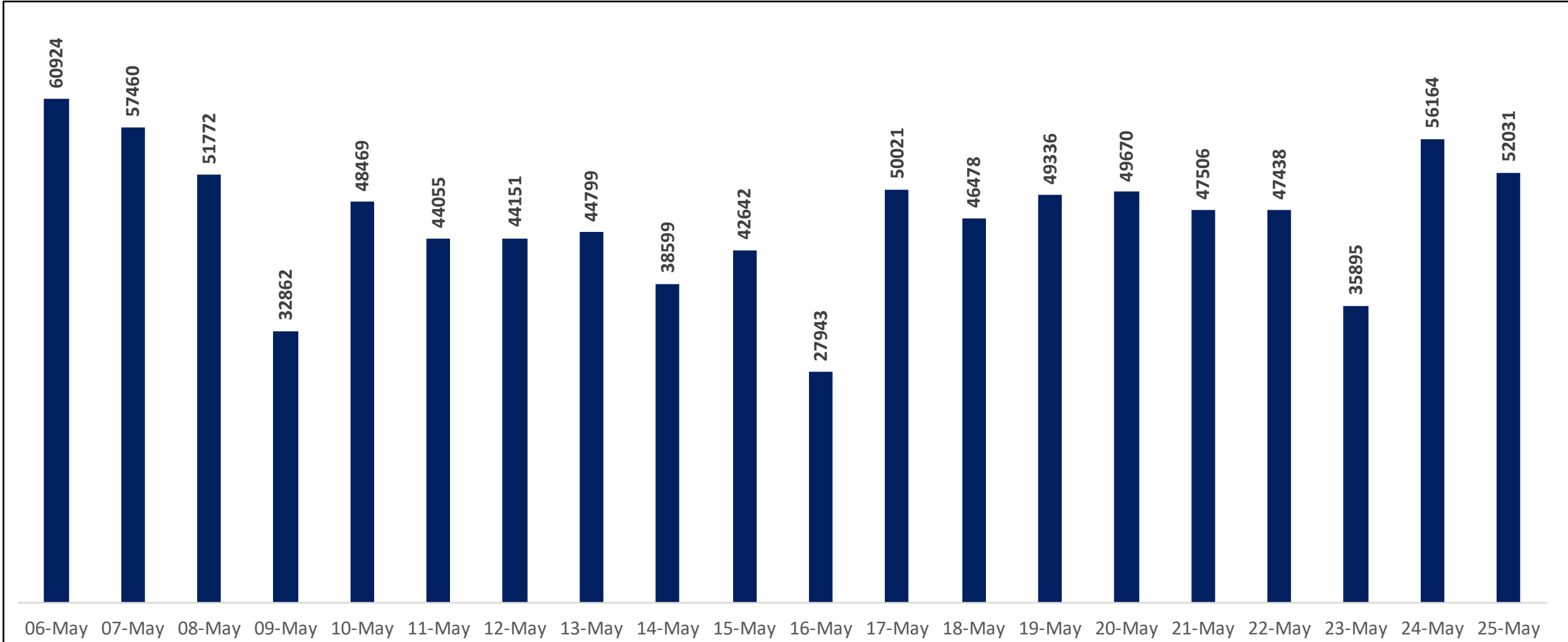




TESTING TRENDS IN BENGALURU



Total Test Conducted Till Date	Test Conducted Last 24 hours
1,25,93,150	52,031



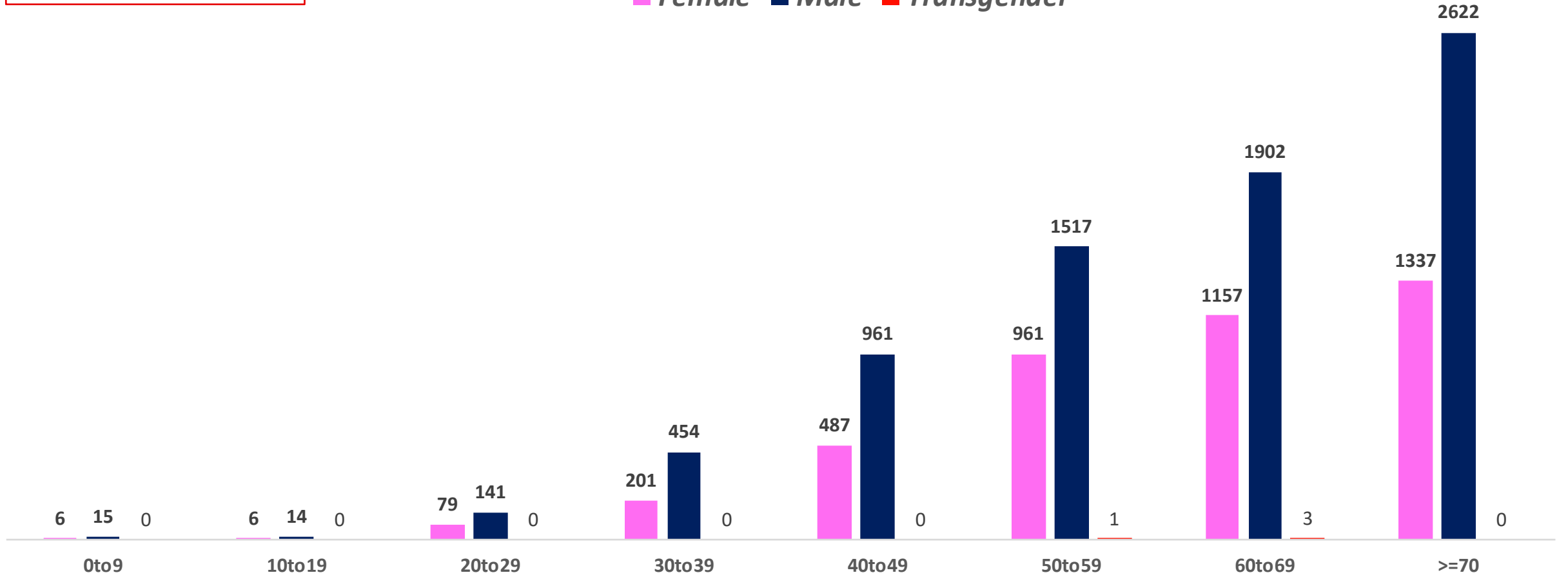


AGE AND GENDER WISE DISTRIBUTION OF DEATH CASES



Death Cases: 12,149

■ Female ■ Male ■ Transgender

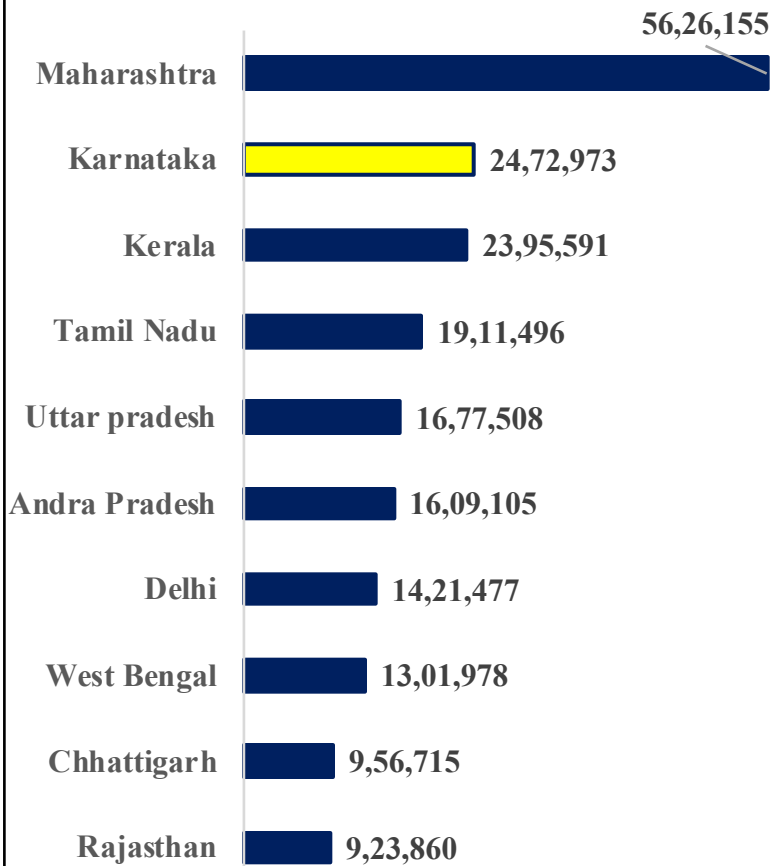




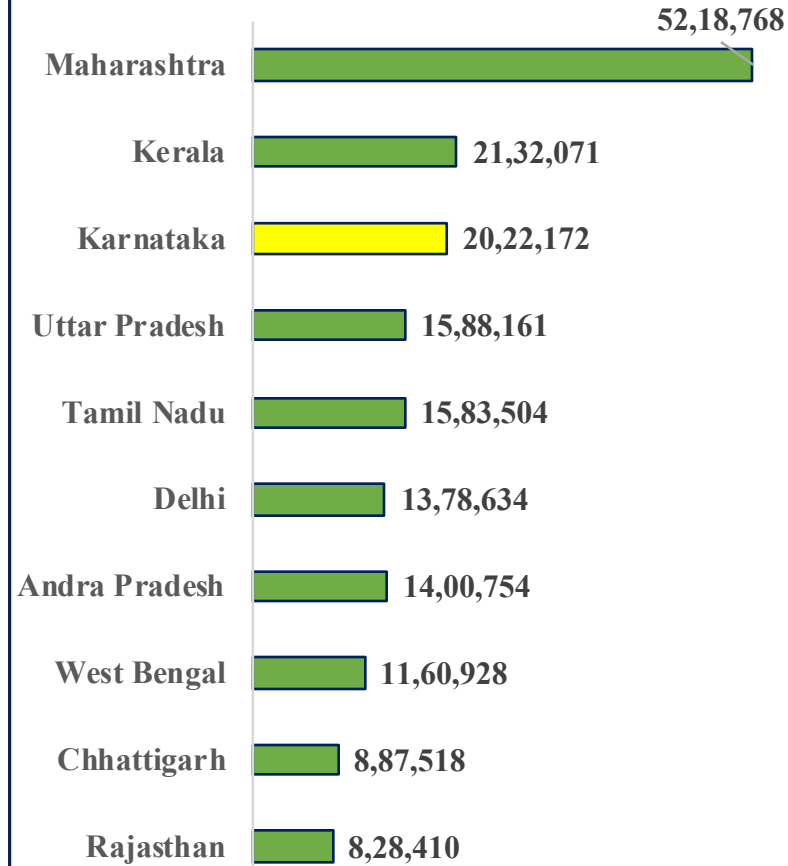
TOP 10 COVID19 AFFECTED INDIAN STATES AS ON 25.05.2021



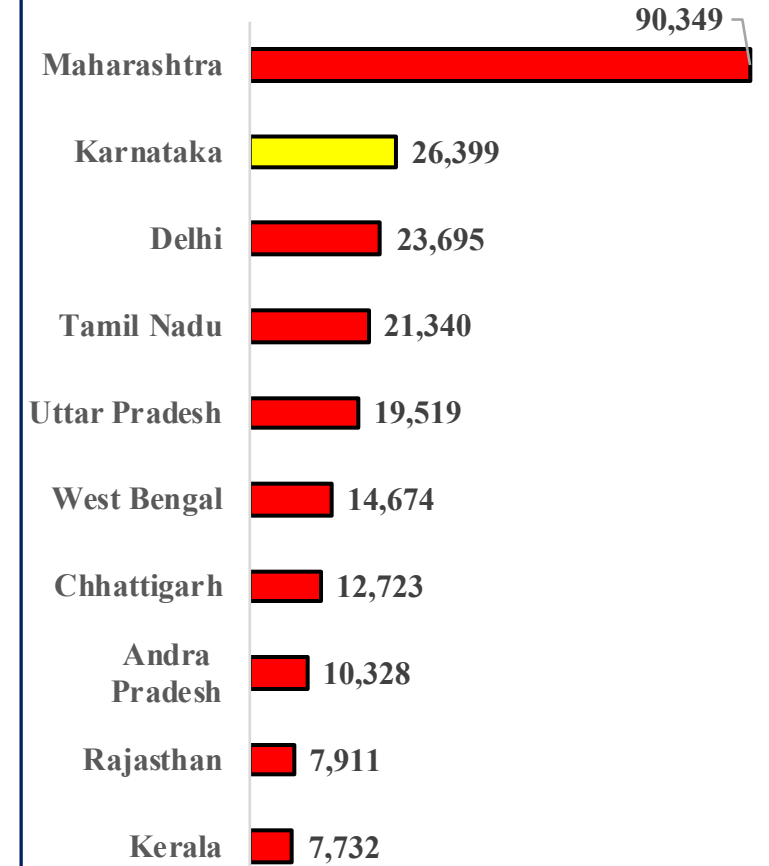
Total Positive Cases



Total Recovered Cases

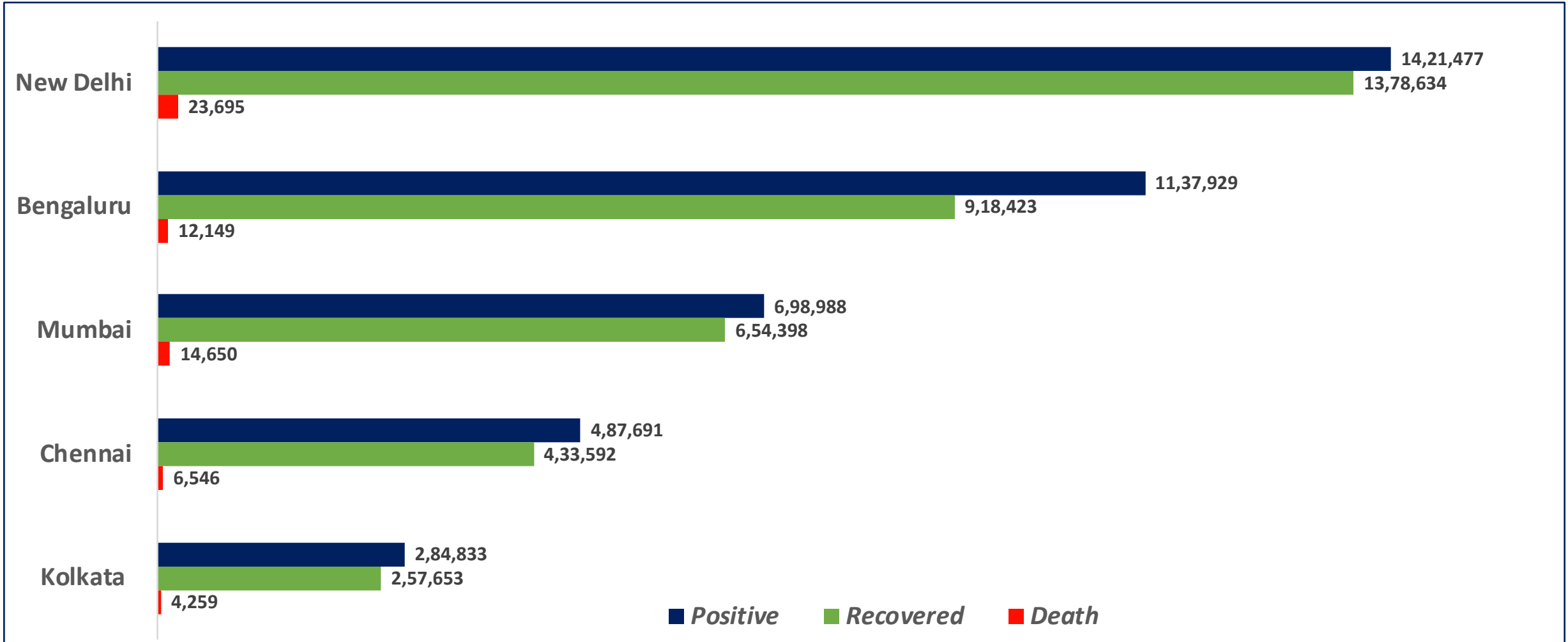


Total Death Cases



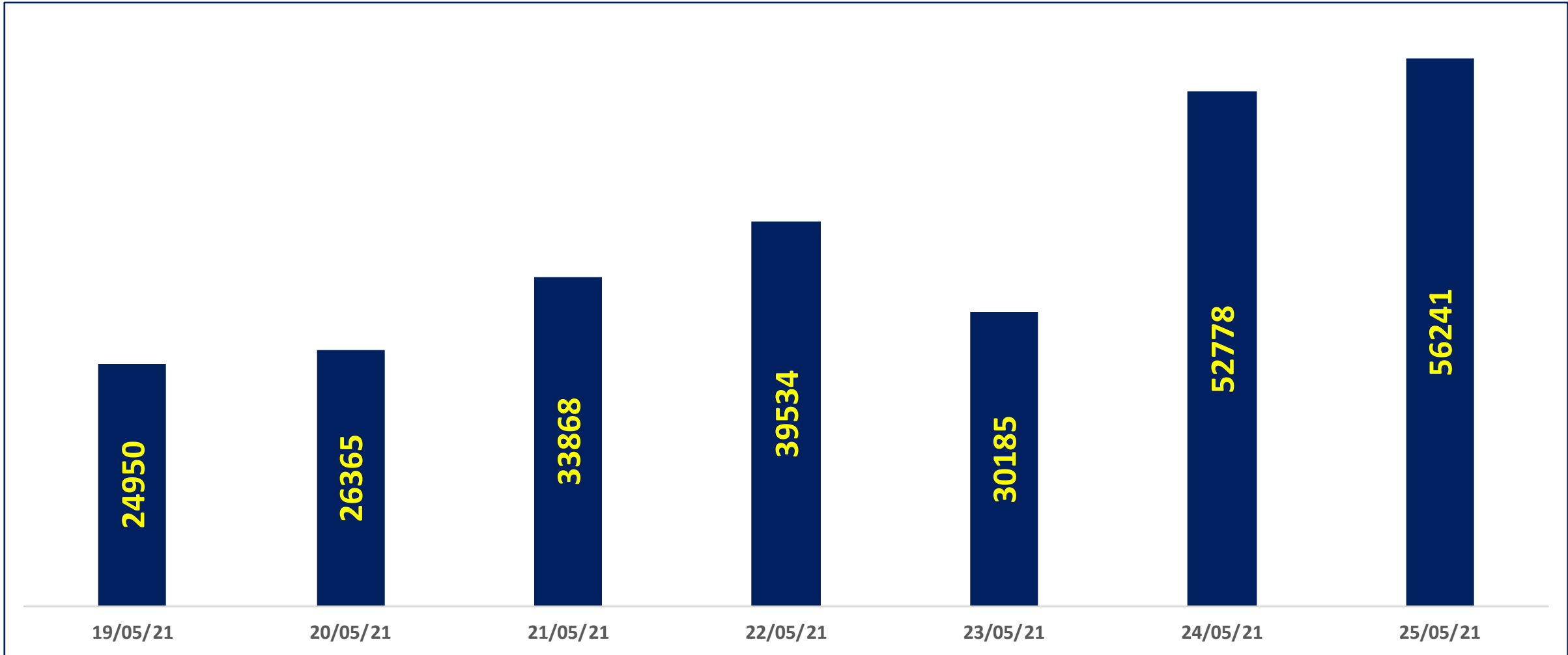


BENGALURU AND METROPOLITIAN CITIES AS ON 25.05.2021





TOTAL VACCINATION DONE IN LAST 7 DAYS





COVID BED STATUS AS ON 26.05.2021



SR. NO.	Facility Type	No. of Hospital	Total Allocated Beds for C+ Patients					Occupied Beds for C+ Patients					Net Available Beds for C+ Patients				
			Gen Beds	HDU	ICU Beds	ICU-V	Total	Gen Beds	HDU	ICU Beds	ICU-V	Total	Gen Beds	HDU	ICU Beds	ICU-V	Total
1	Government Medical Colleges	4	60	675	63	82	880	19	444	63	82	608	41	231	0	0	272
2	Government Hospitals	16	685	183	70	125	1063	370	144	70	125	709	315	39	0	0	354
3	Private Medical Colleges	12	4016	2373	151	199	6739	415	1546	151	199	2311	3601	827	0	0	4428
4	Private Hospitals	141	2547	1707	317	207	4778	1215	1398	300	201	3114	1332	309	17	6	1664
Total Beds		173	7308	4938	601	613	13460	2019	3532	584	607	6742	5289	1406	17	6	6718

* All available ICU & Ventilator beds in private hospitals are for pediatric care

* Status as on 26.05.2021 – 8:00 PM



SNAPSHOT OF COVID-19 CASES IN BENGALURU URBAN



**Total Wards With
>500 Cases* :
42**

**Tests Conducted
On 25.05.2021:
52,031**

**Recovery
Rate:
80.71%**

**Total
Active Cases :
2,07,357**

**Total Vaccinated on
25.05.2021:
56,241**

**Positivity
Rate* :
29.96%**

**Active
Rate:
18.22%**

**Case
Fatality Rate* :
1.55%**



*Total positive cases In the past 10 days

*CFR and positivity as for May 2021



ಬೃಹತ್ ಬೆಂಗಳೂರು ಮಹಾನಗರ ಪಾಲಿಕೆ
Bruhat Bengaluru Mahanagara Palike



Download BBMP Bulletin	https://bbmp.gov.in/warroombulletin.html
For BBMPCovid19 Bed Status:	https://bbmpgov.com/chbms/
To register for vaccination :	https://selfregistration.cowin.gov.in/
BBMP COVID19 Dashboard:	covid19.bbmpgov.in/
Follow us on:	 www.facebook.com/bbmp.comm1/
	 twitter.com/BBMPCOMM

Issued by:

Honorable Chief Commissioner, BBMP
Special Commissioner Health & IT, BBMP
MD, Bengaluru Smart City Limited

THANK YOU !

